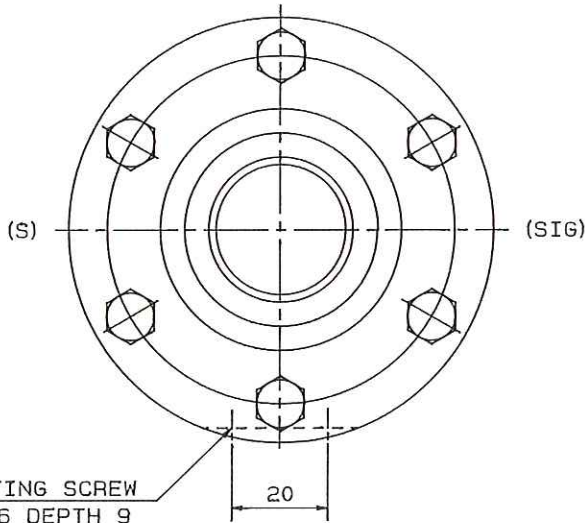


PILOT LOCK VALVE

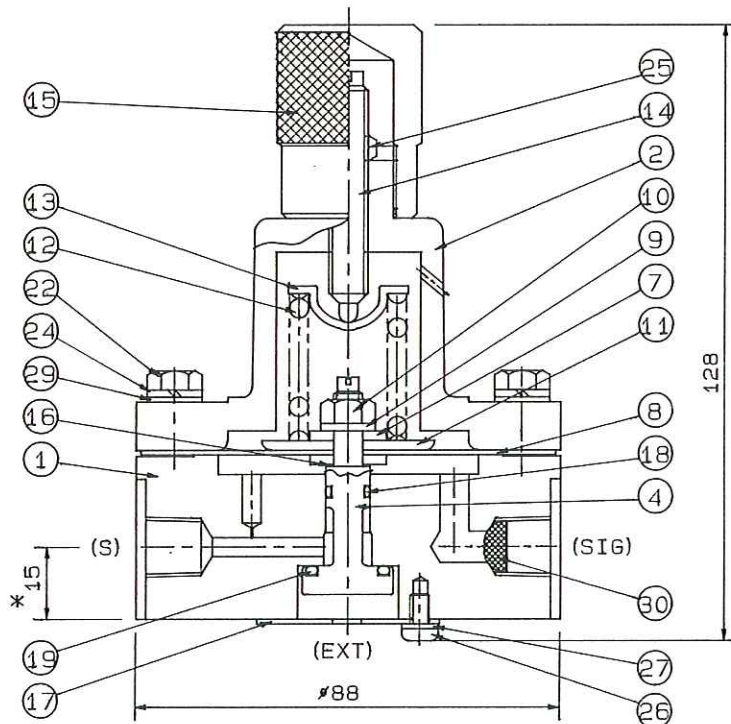
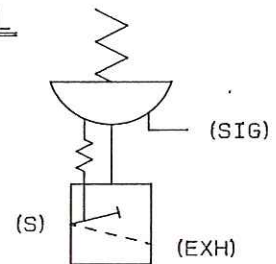
SPECIFICATION

CAT.No.	CON.	SET RANGE	MAX.WORKING PRESS.
CL-420	Rc 1/4	1.0~6.0Kg/cm ² (98~588 KPA)	8.0Kg/cm ² (784 KPA)



MOUNTING SCREW
2-M6 DEPTH 9

SYMBOL



No.	PARTS NAME	Q'TY	MATERIAL
1	BODY	1	A5056
2	COVER	1	FC 25
4	PORT	1	SUS304
7	COLLAR	2	C3602
8	DIAPHRAGM	1	NEOPRENE
9	SPRING WASHER	1	SUS304
10	NUT	1	SUS304
11	RANGE PLATE	1	SPC (CM)
12	SPRING	1	SWP (CM)
13	SPRING SEAT	1	SPC (CM)
14	SET SCREW	1	SUS304
15	CAP	1	A5056
16	GASKET	1	V. 6500 Δ
17	BOTTOM COVER	1	SS41 (CM)
18	O-RING	1	NBR
19	O-RING	1	NBR
22	BOLT	6	SUS304
24	SPRING WASHER	6	SUS304
25	LOCK NUT	1	SUS304
26	SCREW	4	SUS304
27	SPRING WASHER	4	SUS304
29	WASHER	6	SUS304
30	FILTER	1	SUS304 (180 μ)

CM: Chromate

* MOUNTING SCREW HEIGHT
WEIGHT : 1.3Kg

NOTE :

AMBIENT TEMP. -5~60°C

DATE	4/17/1998
APPD BY	<i>[Signature]</i>
CHKD BY	<i>[Signature]</i>
DSGND BY	<i>[Signature]</i>
3rd angle projection	

DRAWING No.

E-CL-420

REV.

D

KOSO